



DESIGNER COLLECTION TUBS MODEL # 47

NEW NAME FOR 2013

Siesta 2

formerly Inspiration

71.75" x 48" x 21.75"

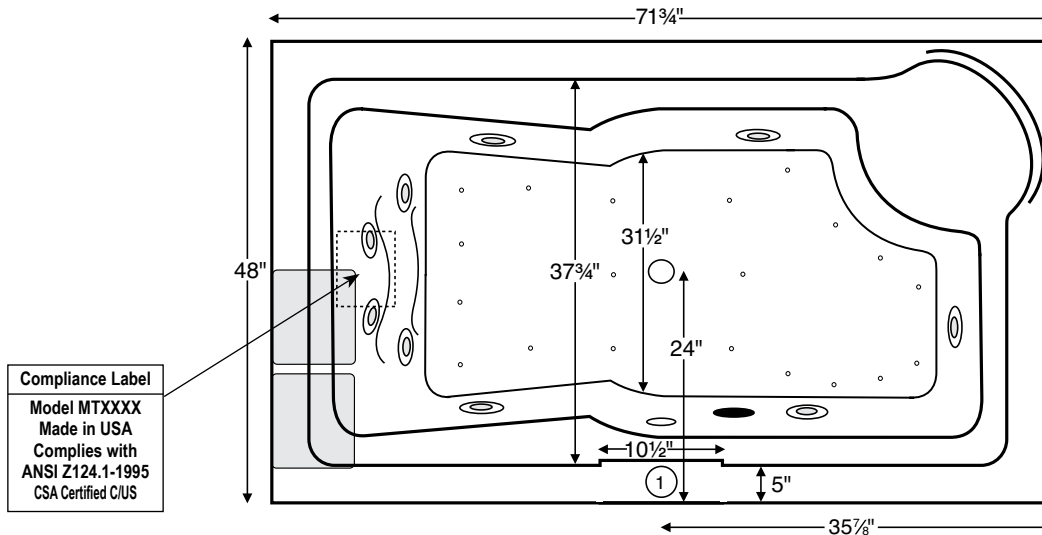
Installation:

Drop-in

cannot be undermounted

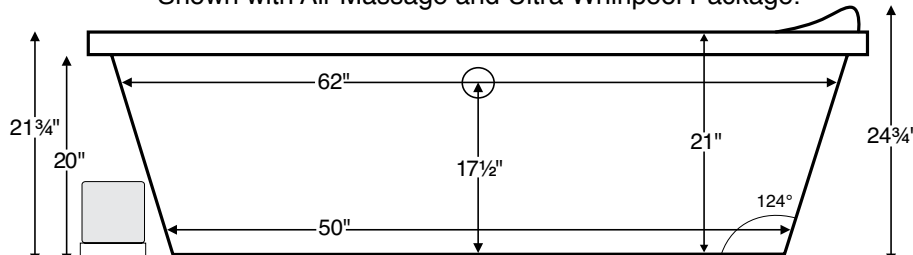
Not recommended as a tub / shower combination.

Siesta 2 features an integral seat and a textured bottom.



Numbered locations on tub deck are possible Fill-Flush, Hand-Held Shower or Breda locations.

Shown with Air Massage and Ultra Whirlpool Package.



GENERAL SPECIFICATIONS:

Material	Acrylic
Plumbed Weight	185 lbs / 83.99 kg
Soaker Weight	100 lbs / 45.40 kg
Average Fill	60 gal to above jet level
Maximum Fill	94 gal to overflow

NOTE: Filling this tub to the maximum may require an above average size or dedicated water heater.

ELECTRICAL SPECIFICATIONS:

Required Electrical Service	110 Volt
Air Bath or Standard Whirlpool	1-15 amp GFCI
Standard Whirlpool with Air	2-15 amp GFCI
Ultra Whirlpool	1-15 amp & 1-20 amp GFCI
Ultra Whirlpool with Air	2-20 amp GFCI

CSA Certified C/US; ANSI Z124.1 for plastic tubs and ANSI 112.19.7 for whirlpool components.
NOTE: See electrical specifications on page C-30 for electrical requirements of tub options.

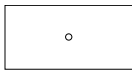
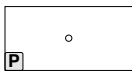
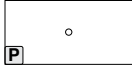

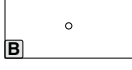
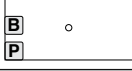
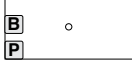

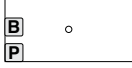
IMPORTANT ORDERING & INSTALLATION INFORMATION:

- Before ordering or installing, please consider future access to equipment.
- Add bedding compound to fully level and support bottom of tub.
- Tubs equipped with an air bath or a pre-leveled foam base are designed to rest on the floor *without* bedding compound, provided the floor is level.
- **Overall tub height is increased by approx. 2-3" when tub is equipped with any air bath package or when pre-leveled foam base or frame system is ordered.**
- Please measure tub **on-site** before building tub decking.
- If you are planning to use a glass enclosure, MTI must be advised when ordering for possible relocation of controls.
- Suction and control locations may vary.
- Specifications and configurations are subject to change without notice.
- Measurements are $\pm 1/2"$ and are subject to change without notice.
- Measurements herein supersede all others published prior to publication date shown below.

See the "Designer Collection Tubs Installation & Operation Manual" included with tub delivery or go to mtibaths.com/support/installation_operation/manuals for all the information necessary to install and operate the tub.

MTI's Customer Service Department is available Monday-Friday 8am-6pm EST at 800-783-8827 or customerservice@mtibaths.com to answer any questions pertaining to ordering or installation.



Hydrotherapy Packages		Package Contents	Standard Pump/Blower Locations	Part #	MSRP
Soaker		soaking bath - no jets; textured bottom		S47	\$2,115
Whirlpool Packages	Standard Whirlpool	7 point-massage jets, 2-bhp pump, textured bottom		P47	\$4,140
	Ultra Whirlpool	9 point-massage jets, 3-bhp pump, inline heater, textured bottom		P47U	\$5,192
Air Bath Packages	Air Massage	20 air jets, heated air blower, Aromatherapy, textured bottom, pre-leveled foam base (increases overall height 2-3")		AST47	\$4,593
	Air Massage Elite	30 air jets, heated air blower, Aromatherapy, Chromatherapy LED lighting, textured bottom, pre-leveled foam base (increases overall height 2-3")		AE47	\$6,272
Air Bath / Whirlpool Combo Packages	Air Massage with Standard Whirlpool	7 point-massage jets, 2-bhp pump, 20 air jets, heated air blower, Aromatherapy, textured bottom, pre-leveled foam base (increases overall height 2-3")		AW47	\$6,550
	Air Massage with Ultra Whirlpool	9 point-massage jets, 3-bhp pump, inline heater, 20 air jets, heated air blower, Aromatherapy, textured bottom, pre-leveled foam base (increases overall height 2-3")		AU47	\$7,617
	Air Massage Elite with Standard Whirlpool	7 point-massage jets, 2-bhp pump, 30 air jets, heated air blower, Aromatherapy, Chromatherapy LED lighting, textured bottom, pre-leveled foam base (increases overall height 2-3")		AEAP47	\$8,305
	Air Massage Elite with Ultra Whirlpool	9 point-massage jets, 3-bhp pump, inline heater, 30 air jets, heated air blower, Aromatherapy, Chromatherapy LED lighting, textured bottom, pre-leveled foam base (increases overall height 2-3")		AEAP47U	\$9,300

Lead Time - Soakers and Whirlpool Packages - 5 business days
Air Baths and Combo Packages - 7 business days

NOTE: Air Baths, Pre-Leveled Foam Base or Frame Systems increase overall height by 2-3".

Tub Options

Note: part codes for all options listed in parenthesis

Standard Colors - White (CWH), Bone (CBN), Biscuit (CBS), Almond (CAL)

Color Upgrade - (COL2) **\$425** see page C-1 for available colors and part #'s

Radiance - tub shell heating system - 2 zones (RAD100) **\$999** see p. C-3

Inline Heater - Whirlpools or Combo Packages (HTI) **\$466** see p. C-4

Inline Heater with Pump - Soaker or Air Baths (HTISOAK) **\$699** see p. C-4

Chromatherapy - underwater lighting (includes 2 LED units) (LE) **\$499** see p. C-5

Stereo H₂O - 4 integrated audio transducers (STEREOH2O) **\$1,099** see p. C-6

Quick Ship - reduces lead time - please call for availability (QSPRI) **\$299**

Accessories & Hardware for all Packages

Virtual Spout - high-flow integrated tub filler (FPMJ) **\$229** see p. C-9

Drain & Overflow Kits - other finishes also available - see p. C-10

Lift & Turn - Chrome (WOC) **\$86**; Brushed Nickel (WOBNI) **\$160**

Cable Driven - Chrome (WOCD) **\$258**; Brushed Nickel (WOCDNI) **\$280**

Polished Nickel (WOCDPN) **\$389**; Oil-Rubbed Bronze (WOCDOR) **\$396**

Color-Matched with Tub - standard tub colors only (WOCDW) **\$256**

Toe-Tap - Chrome (WOTTC) **\$194**; Brushed Nickel (WOTTBN) **\$202**

Polished Nickel (WOTTPN) **\$264**

Slim-Line Integrated Overflow with Toe-Tap Drain

Chrome (SLOT); Brushed Nickel (SLOTBN) **\$359**

Grab Bars - 9" Curved, set of 2 - see p. C-11

Acrylic - Color-Matched with Tub - standard tub colors only (GB) **\$263**

Metal - Chrome (GBMCC), Brushed Nickel (GBMCBN) **\$293**

Pillows - from **\$143** see p. C-12

Hand-Held Shower - select styles available - from **\$1,034** see p. C-13

Teak Bath Mat - (TK-MAT3018) **\$345** custom sizes also available see p. D-6

Accessories & Cleaning Systems for Whirlpool Packages

Whirlpool Cleaning Systems - see pages C-18-23 for more information

Fill-Flush (FFSO) **\$559**; Simple Touch (FFE) **\$699**

Fresh Wave whirlpool cleaning solution see p. C-19

3 bottles (FFCLBOT) **\$59**; 12 bottles (FFCLCASE) **\$165**

Ozonator Bath Sanitation System (OZONE) **\$499**

Trim Kits - must be ordered at time of tub purchase; other finishes available - see p. C-17

Standard Whirlpool - Chrome (TRC) **\$216**; Brushed Nickel (TRBN) **\$398**

Ultra Whirlpool - Chrome (TRCU) **\$383**; Brushed Nickel (TRBNU) **\$677**

Pump Upgrade - 3-bhp (PUMP3) **\$223**

Additional Point-Massage Jets - (EJ) **\$235** see p. C-16

Rotary Jets - can be substituted for point-massage jets (max 2) see p. C-16

Micro-Jets - from **\$303** see p. C-16

Installation Aids

Tile Flange - must specify flange location(s) on order - see p. C-24

Factory-Installed rigid ABS - 3 sides (TFK3) **\$175**

Field Install Kit - rigid ABS (TFKNI) **\$98**

Pre-Leveled Foam Base - for soakers or whirlpools (PLFOAM) **\$150** see p. C-25

Pre-Leveled Frame and Foam Base - (PLF) **\$390** see p. C-25

Skirting with Pre-Leveled Frame and Foam Base -

Choose from skirting listed below. See p. C-26-29 for more info. & additional styles.

Acrylic Traditional with Raised Panels; one-piece (FSKAO6) **\$728**

Acrylic Traditional with Removable Panels (FSKAR6) **\$923**

Acrylic Contemporary Flat Panel; one-piece (FSKFO6) **\$728**

Acrylic Contemporary Euro-Style with Removable Panels (FSKE6) **\$1,004**

Acrylic Skirting Color Upgrade (COL2) **\$425** see p. C-1 for available colors and part #'s

Paintable Wood with Removable MDF Panels (FSKW6) **\$612**